






All about... Shapes



Did you know that...

- There are both 2D and 3D shapes and these can be described using words such as straight, round, flat and curved
- Items can be sorted by shape, colour, size,
- Learning and naming shapes helps children organise visual information and also helps with understanding of signs and symbols




Things to do when out and about...

- Shape walk - can you find different shapes while out in the local area?
- Natural objects - collect stones or sticks and use them to make different shapes



Things to do at home...

- Shape hunt- can you find different shapes around your house? You could either collect them to see how many of each shape you can find, or put a post it/sticker on each shape as you find it.
- Jigsaws
- Messy Play - play dough, shaving foam, sand etc. can all be used to draw and create a variety of shapes
- You can use straws/spaghetti to make and join to make different shapes - you could even use marshmallows/sticky sweets to keep the straws or spaghetti together!
- Sorting games - you can sort anything you have in the house by shape - toys, clothes etc...



Some links to help with shapes...

- <https://www.topmarks.co.uk/early-years/shape-monsters>
- <https://www.topmarks.co.uk/ordering-and-sequencing/shape-patterns>